

ONLINE DESIGN

At Stanmore Implants, we believe good communication with surgeons is the foundation for excellent clinical outcomes. This is why we have developed the Stanmore Implants Online Design service, an interactive real-time video-link to enable surgeons located anywhere in the world to discuss cases and implants with our design group in London.


WHAT YOU NEED

Before the process of designing a custom implant can begin, measurement films and/or CT data would be required. Please see our Radiography Guide for more information

To utilise Online Design to discuss these cases with the design team, you will need a computer equipped with a broadband connection, webcam, speaker and microphone.



SEND US THE INFORMATION



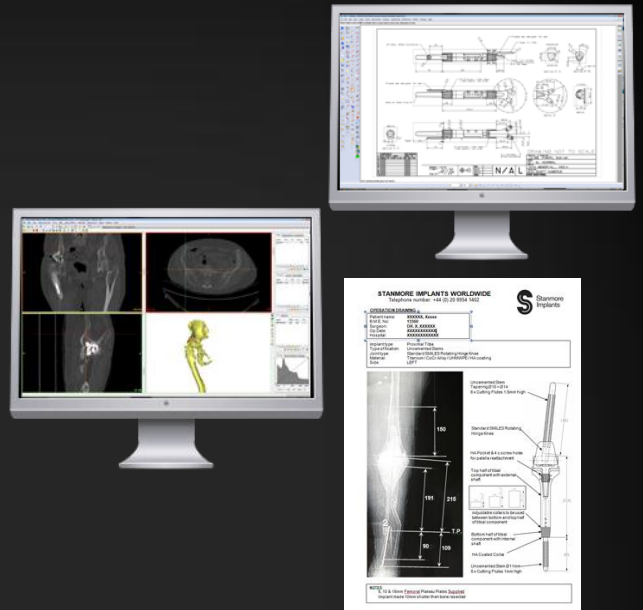
To begin the process, the necessary information is sent to us via post, email or online file transfer.

This information should include the X-ray or CT data, surgeon prescription, and any relevant clinical notes.

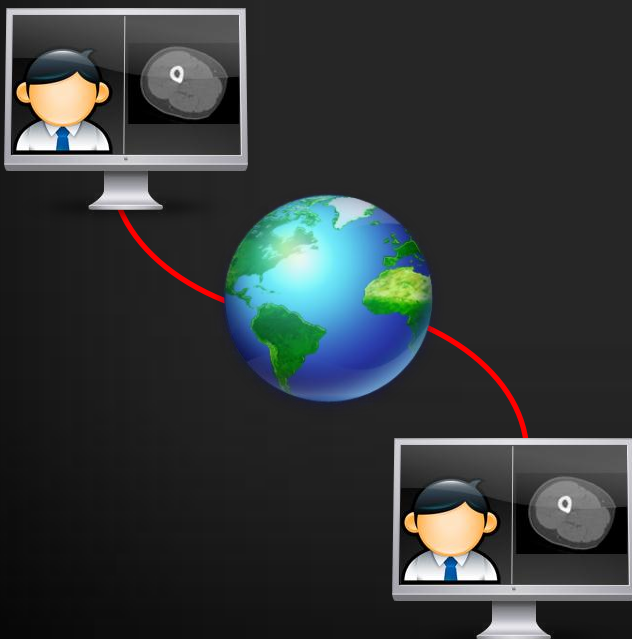
CASE IS PREPARED

Based on the surgeon prescription, the request is processed by the design team and an initial proposal is drawn up.

The design engineer would then arrange an appropriate time to initiate a video-conference with you to discuss the design.



REVIEW & APPROVAL



Once a video link is established, you would be able to discuss the case with the design engineer, and get answers to any queries you may have about it.

Through the course of the discussion, should you require a redesign or additional features, we would gladly arrange for a follow-up video-conference at your convenience. Once you are satisfied with the design, we will proceed to manufacture.